



Athearn Genesis Big Boy Speaker Replacement with the Scale Sound Systems Drop-in Speaker System

by jt burke

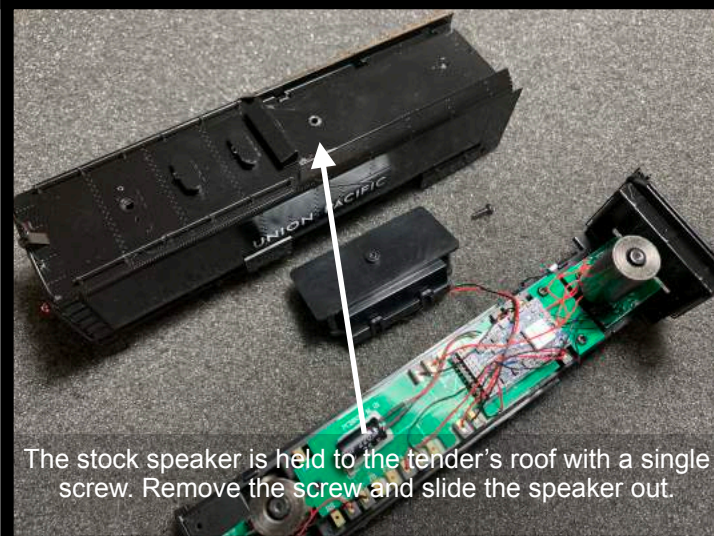
www.ScaleSoundSystems.com



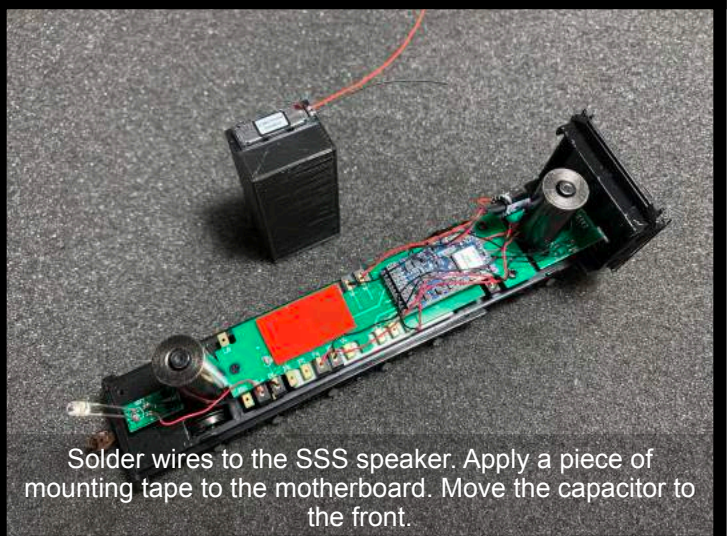
Remove the two screws on each side of the coupler.




Two screws are on top, under the rear water-hatch and under the oil bunker. The oil bunker is challenging to remove, but can be pried out without damage.



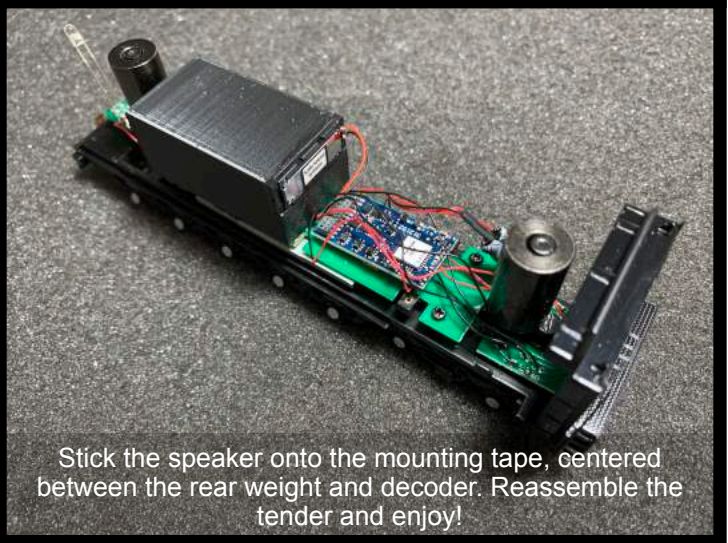
The stock speaker is held to the tender's roof with a single screw. Remove the screw and slide the speaker out.



Solder wires to the SSS speaker. Apply a piece of mounting tape to the motherboard. Move the capacitor to the front.



Attach the speaker wires to the motherboard with the stock clips or solder them on.



Stick the speaker onto the mounting tape, centered between the rear weight and decoder. Reassemble the tender and enjoy!